



HARVESTING/PROCESSING HEADS



# 200 SERIES







**It's no coincidence that Waratah has been an industry-leader for over 45 years. Because we've always listened to you to design durable, more productive and efficient harvesting and processing heads proven for your application.**

At our facilities in Finland and New Zealand, each head is made to order, so you get exactly what you need. Our heads are built to work with advanced technology providing precise control with accurate diameter and length measuring. With on-site facility testing, each product is proven on our time to be profitable on yours.

Our commitment to your success goes beyond product quality. When you put our heads to work, our global support network goes to work for you – from helping you choose the right head, to installation and startup, to being on site when you need us.

We offer the widest range of harvester/processor heads on the market. So whether you're harvesting at the stump, processing at the landing or somewhere in between, Waratah is built to work for you all over the world.



**"I think Waratahs are the toughest out there.  
We put a lot of demand on them."**

**Ben Reed, Wayne Stone Logging**









Several junction box configurations  
available to suit many applications

Rotator options to suit many carriers

Multi-tree harvesting options for some models

Advanced on-board controller and diagnostics

Highly efficient, high performance valves  
provide responsiveness and speed

Optional top saw on some models  
increases productivity

Fixed and floating front knife options  
provide optimum delimbing coverage

Extreme measuring accuracy with  
the latest sensor technology and  
many wheel options

Specialized guarding packages for  
snow and harsh applications

Delimb knives provide the best  
possible delimbing for large- and  
small-diameter wood

High-torque high-performance feed  
motor options, some models with  
optional dual-speed feeding

Drive wheel options for optimum wood  
quality, debarking or maximum traction  
in crooked wood



# 200 SERIES

**Proven in hardwood, softwood and debarking applications, Waratah 200 Series harvesters balance productivity with accuracy.**

**High tensile, steel frames engineered for maximum performance while providing excellent visibility to the tree**

**Stump treatment and color marking options**

**High performance saws with ample cutting capacity and automatic control for optimum performance in harvesting applications**

**Saw box designs to improve productivity and extend durability offering low stump heights**

**Dual-diameter sensors for accurate log volumes, assortments and optimum head performance**

**Superior tree holding, log handling, and processing of straight and crooked trees**

**Large knife and feed roller openings for fast stem catching and productive tree harvesting.**





# H212

Built for performance and speed, the compact and agile H212 delivers big productivity for harvesting, processing and debarking applications. With its robust and nimble design, this all-around capable head is a little giant in the forest.

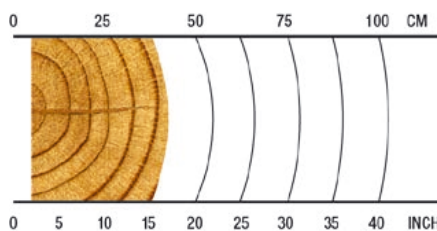
## OVERVIEW

Harvesting in early thinnings; productive in crooked or straight wood.

## APPLICATIONS

Hardwood harvesting  
Softwood harvesting  
Multi-tree harvesting  
Debarking

## RECOMMENDED RANGE



**4-40 cm / 1.6-15.7 in.**

## SPECS



**770 kg / 1,698 lb.**

Weight (without rotator, link, or multi-tree handling)



**28 MPa / 4,061 psi**

Max Hydraulic Requirements



**500 mm / 19.7 in.**

Max Upper Delimb Opening



**440 mm / 17.3 in.**

Max Feed Roller Opening



**520 mm / 20.5 in.**

Maximum Cutting Capacity



**11-18 metric ton**

Carrier Size



**8-16 metric ton**

Carrier Size





# H225E

Eucalyptus is no match for the purpose-built H225E. Specifically designed for debarking, this powerful, high-capacity next-generation harvester head productively dominates in the harsh application.

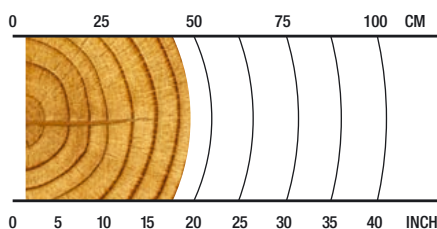
#### OVERVIEW

Eucalyptus debarking in late or final thinnings or regeneration harvesting.

#### APPLICATIONS

Debarking

#### RECOMMENDED RANGE



**3-45cm / 1.2-17.7 in.**

#### SPECS



**1690 kg / 3,726 lb.**  
Weight (Without Rotator & Link)



**28 MPa / 4,061 psi**  
Maximum Hydraulic Requirements



**540 mm / 22.8 in.**  
Max Upper Delimb Opening



**550 mm / 21.7 in.**  
Max Feed Roller Opening



**550 mm / 21.7 in.**  
Maximum Cutting Capacity



**18-22 metric ton**  
Carrier Size



**20-25 metric ton**  
Carrier Size



# H270 SERIES-II

Whether you're in softwood, hardwood or debarking, the agile H270 Series-II is perfectly equipped to handle the task. Its simple design with excellent stem visibility and wide-opening rollers provides quick and easy tree harvesting.

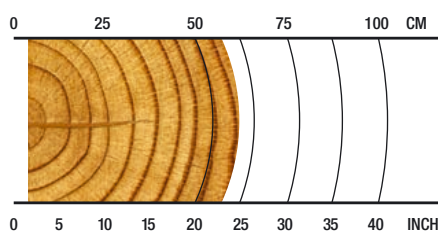
## OVERVIEW

Harvesting in late thinnings or regeneration harvesting; productive in crooked or straight wood.

## APPLICATIONS

Softwood harvesting  
Hardwood harvesting  
Multi-tree harvesting

## RECOMMENDED RANGE



**4-60cm / 1.5-23.6 in.**

## SPECS



**1350 kg / 2,976 lb.**  
Weight (Without Rotator & Link)



**28 MPa / 4,061 psi**  
Maximum Hydraulic Requirements



**740 mm / 29.1 in.**  
Max Upper Delimb Opening



**620 mm / 24.4 in.**  
Max Feed Roller Opening



**650 mm / 25.6 in.**  
Maximum Cutting Capacity



**18-25 metric ton**  
Carrier Size



**16-25 metric ton**  
Carrier Size





# H219

With a robust design, the H219 can handle the toughest woods. Durability is built-in with protected hoses, additional guarding and an aggressive measuring wheel. Plus, accessible servicing and a top saw option provide increased uptime and versatility.

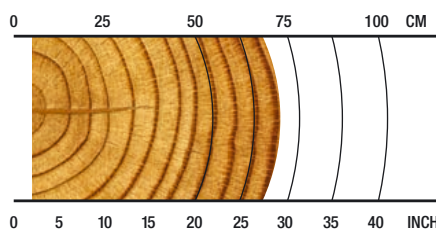
## OVERVIEW

Harvesting in late thinnings or regeneration harvesting; productive in crooked or straight wood.

## APPLICATIONS

Softwood harvesting  
Hardwood harvesting  
Debarking

## RECOMMENDED RANGE



**5-70 cm / 2-27.6 in.**

## SPECS



**1970 kg / 4,343 lb.**  
Weight (Without Rotator & Link)



**28 MPa / 4,061 psi**  
Maximum Hydraulic Requirements



**800 mm / 31.5 in.**  
Max Upper Delimb Opening



**760 mm / 29.9 in.**  
Max Feed Roller Opening



**750 mm / 29.5 in.**  
Maximum Cutting Capacity



**20-30 metric ton**  
Carrier Size



**25-35 metric ton**  
Carrier Size





# H219X

Primarily for tracked carrier applications, the H219X comes standard with a heavy-duty tilt frame for maximum productivity. With easy access to service points, laser find-end sensors and heavy-duty guarding for feed motors, this head is built for next-level performance.

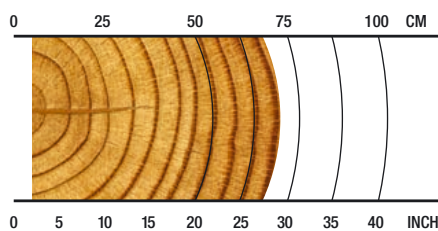
## OVERVIEW

Harvesting in late thinnings or regeneration harvesting; productive in crooked or straight wood.

## APPLICATIONS

Softwood harvesting  
Hardwood harvesting  
Debarking

## RECOMMENDED RANGE



# 5-70cm / 2-27.6 in.

## SPECS



**2050 kg / 4,519 lb.**  
Weight (Without Rotator & Link)



**28 MPa / 4,061 psi**  
Maximum Hydraulic Requirements



**800 mm / 31.5 in.**  
Max Upper Delimb Opening



**760 mm / 29.9 in.**  
Max Feed Roller Opening



**750 mm / 29.5 in.**  
Maximum Cutting Capacity



**20-30 metric ton**  
Carrier Size



**25-35 metric ton**  
Carrier Size



# MEASURING AND CONTROL SYSTEMS

We focus on providing you with accurate diameter and length measuring systems for profitable precision. Simplify operations and boost productivity with real-time statistics and measuring information, and wireless data transfer.

## TIMBERRITE™ H-16



Imagine a fast, powerful control system that manages your workload and links your office to the forest.


The productive TimberRite measuring and control system uses a powerful Windows PC, providing accurate measuring technology and responsive head control for efficient operational productivity.

It records production information, tracks productivity, and packages all files in the latest StanForD 2010 format to ensure data interchanges with virtually any professional system in the forest industry.

Additionally, this user-friendly system has email capabilities, and can utilize our WaratahMate™ smartphone app for the efficient and timely transfer of production information and other important files regardless of your location. Configurable as standard with Pre-Selection priority, or optionally with Value Optimization it can manage your output to keep step with market demands. TimberRite keeps you productive and informed to manage your workload for whatever your market requires.

### KEY FEATURES

- **Onboard mapping** - (optional) - access your location and visualize your production data.
- **Pre-Selection Priority** - (standard) - sequential optimization by cutting list instruction, and alternate log assignments.
- **Value Optimization** - (optional) - value-based optimization, intuitive prognosis through intelligent assessment of advanced matrices.
- **Touch-screen display**, or wireless keyboard and touch pad mouse.
- **Windows™ PC** - based controller integrates the harvester head measuring and control system with the high processing power of a personal computer.
- **StanForD 2010** file structure ensures data interchanges with other professional systems in the forest industry.
- **Automatic file sending** - production reports, worksite instructions, repair follow-ups, calibration history, log tables, machine settings and harvesting instructions.
- **WaratahMate™ smartphone app** - Easily transfer data wirelessly regardless of location, or through email via phone USB.
- **Work & repair statistics** - Monitor uptime, productivity and operating costs.
- **Species specific calibration and soft-clamping** settings for delimb and drive arms.
- **Operator specific settings** and configurable menus for quick navigation and adjustments.
- **Extensive site documentation** - expanded site, contractor, and machine information.
- **Simplified diagnostics** - input and output tests with built-in diagnostic troubleshooting assistance.





# OPTIONS

**Waratah heads are configurable to your application.  
Consult your dealer for option availability.**



## **Configurability**

Waratah has a wide range of focused options for harvesting and processing applications including single- and multi-stem processing, multi-tree handling, and all models include options for softwood, crooked hardwood and debarking.



## **Color Marking**

Waratah offers nozzle-applied color marking systems to simplify log identification. Three colors provide many assortment combinations, improving sorting and yard safety.



## **Main Saws, Saw Motors, Top Saws**

The 200 series have high-cutting capacity main saws with saw boxes designed for quick, cross cutting. All saw units have auto tensioning 10 mm/0.404 pitch chain driven by efficient, high torque motors. Additionally, the H219 has an optional top saw for extra efficiency in crooked wood applications.



## **Measuring Wheels**

Application-specific measuring wheels are engineered for accurate and consistent measuring in all tree species with enhancements for log quality. Selections include wide and narrow models, coarse and fine teeth options, and multi-stem, debarking configurations.




## **Delimb Arms**

Delimb arms are engineered for fast stem catching and durability in the toughest applications. Knife profiles ensure quality delimbing throughout the recommended diameter range.



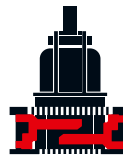
## **Rotators**

Waratah offers high torque and productive rotator motor and hose bulkhead options on all of the 200 series models.



## **Feed Rollers**

Many feed roller options are available for a variety of applications, offering improved traction and reducing fiber damage. Wheel options include eucalyptus debarking, rib, v-type, MTH, Moipu, MenSe, thumbnail, aggressive and many combination styles.



## **Multi-tree Harvesting**

Select models have multi-tree harvesting (MTH) capabilities, providing superior accumulating and precise bundle feeding with the option. MTH ability increases productivity and can easily be installed between the rotator and hanging bracket – even on existing heads.



## **Front Knives**

Waratah offers heavy-duty floating or fixed front knife options with specialized profiles and cutting edges for superior delimbing in any application.



## **Stump Treatment**

Waratah has nozzle or bar-applied stump treatment kits.

**Talk to your Waratah dealer about more available options.**



	H212	H225E	H270 Series-II
<b>DIMENSIONS</b>			
Width, head open [mm/in.]	1150 / 45.3	1650 / 65.0	1660 / 65.4
Width, head closed	1025 / 40.4	1200 / 47.2	1075 / 42.3
Height without rotator and link	1360 / 53.5	1900 / 74.8	1585 / 62.4
<b>WEIGHT</b>			
Excluding rotator, link and some options [kg/lb.]	770 / 1698 (Std) 830 / 1830 (Incl. MTH)	1690 / 3276	1350 / 2976
<b>DELIMBING [mm]</b>			
Delimbing knives	3 moving, 2 fixed	4 moving, 1 fixed, 2 fixed debarking tools	4 moving, 1 floating, 1 fixed rear
Delimbing diameter, tip to tip [mm/in.]	360 / 14.2	430 / 16.9	460 / 18.1
Maximum opening, upper knives [mm/in.]	500 / 19.7	540 / 22.8	740 / 29.1
Maximum opening, lower knives [mm/in.]	550 / 21.7	610 / 24.0	670 / 26.4
<b>DRIVE</b>			
Quantity of drive rollers	2	2	2
Motor cc - option 1	398-cc motors	702-cc motors	780-cc motors
Gross feed force [kN] (steel feed wheels)	20	25	28.1
Motor cc - option 2			857-cc motors
Gross feed force [kN] (steel feed wheels)			31.1
Motor cc - option 3			934-cc motors
Gross feed force [kN] (steel feed wheels)			33.9
Maximum feed speed [m/s]	6	5	4.5–6.0
Maximum roller opening [mm/in.]	440 / 17.3	550 / 21.7	620 / 24.4
Minimum diameter [mm/in.]		30 / 1.2	40 / 1.6
<b>TOP SAW</b>			
Maximum cut diameter [mm/in.]			
Length of saw bar [mm]			
Chain type [mm/in.]			
Top saw motor displacement [cc]			
<b>BUTT / FELLING SAW</b>			
Standard Saw	SuperCut 100S with auto chain tensioning	SuperCut 100S with auto chain tensioning	SuperCut 100S with auto chain tensioning
Maximum cut diameter [mm/in.]	520 / 20.5	550 / 21.7	650 / 25.6
Length of saw bar [mm]	640 / 25.2	670	825
Chain type [mm/in.]	10/0.404	10/0.404	10/0.404
Saw motor	20cc	20cc	19 or 20cc
Bar oil tank capacity		10 l	4.8 l
<b>CARRIER RANGE</b>			
Wheeled [metric ton]	11-18	18-22	18-25
Tracked [metric ton]	8-16	20-25	16-25
<b>HYDRAULIC SYSTEM</b>			
Maximum operating pressure [Mpa/PSI]	28 / 4061	28 / 4061	28 / 4061
Recommended pump capacity [l/min., gal/min.]	180 @ 150 bar / 48 @ 2176 PSI	260–340	260–380
<b>CONTROL AND MEASURING SYSTEM</b>			
	TimberRite H-16*	TimberRite H-16*	TimberRite H-16*
<b>OPTIONAL EQUIPMENT</b>			
Color marking	Yes	No	Yes
Stump treatment	Yes	No	Yes
Multi-tree-harvesting (MTH)	Yes	No	Yes
HD tilt frame option	Yes	No	No
Debarking feed rollers	Yes	Yes	No
Steel thumbnail feed rollers	Yes	No	Yes
Steel ribbed feed rollers	Yes	No	Yes
Rubber wheel option	No	No	Yes
Chain and saw-bar kits	Yes	Yes	Yes
Hydraulic hose kit	Yes	No	No
Top saw	No	No	No
Processing upper delimb arms	Yes	No	No
Saw chain greasing lubrication	Yes	No	No
Find end sensor	Yes	No	No

\*Other adaptations may be available. Please contact your local Waratah dealer.



This brochure has been compiled with care for worldwide circulation. While general information, pictures and descriptions are provided, some illustrations and text may include options and accessories not available in all regions. Please contact your local dealer for details. Waratah reserves the right to change specifications and design for products described in this brochure without notice. No liability for errors and omissions.

	H219	H219X
<b>DIMENSIONS</b>		
Width, head open [mm/in.]	1900 / 74.8	1900 / 74.8
Width, head closed	1190 / 46.8	1190 / 46.8
Height without rotator and link	1970 / 77.6	1970 / 77.6
<b>WEIGHT</b>		
Excluding rotator, link and some options [kg/lb.]	1970 / 4343	2050 / 4519
<b>DELIMBING [mm]</b>		
Delimbing knives	4 moving, 2 fixed	4 moving, 2 fixed
Delimbing diameter, tip to tip [mm/in.]	510 / 20.1	510 / 20.1
Maximum opening, upper knives [mm/in.]	800 / 31.5	800 / 31.5
Maximum opening, lower knives [mm/in.]	870 / 34.3	870 / 34.3
<b>DRIVE</b>		
Quantity of drive rollers	2	2
Motor cc - option 1	1259 / 944-cc motors	1259 / 944-cc motors
Gross feed force [kN] (steel feed wheels)	37.7 / 28.1	37.7 / 28.1
Motor cc - option 2	1404 / 1050-cc motors	1404 / 1050-cc motors
Gross feed force [kN] (steel feed wheels)	41.6 / 31.2	41.6 / 31.2
Motor cc - option 3		
Gross feed force [kN] (steel feed wheels)		
Maximum feed speed [m/s]	4.5–6.0	4.5–6.0
Maximum roller opening [mm/in.]	760 / 29.9	760 / 29.9
Minimum diameter [mm/in.]	50 / 2.0	50 / 2.0
<b>TOP SAW</b>		
Maximum cut diameter [mm/in.]	400 / 15.7	400 / 15.7
Length of saw bar [mm]	600	600
Chain type [mm/in.]	10/0.404	10/0.404
Top saw motor displacement [cc]	14cc	14cc
<b>BUTT / FELLING SAW</b>		
Standard Saw	SuperCut 100S with auto chain tensioning	SuperCut 100S with auto chain tensioning
Maximum cut diameter [mm/in.]	750 / 29.5	750 / 29.5
Length of saw bar [mm]	900	900
Chain type [mm/in.]	10/0.404	10/0.404
Saw motor	19 or 20cc	19 or 20cc
Bar oil tank capacity	7.2 l	7.2 l
<b>CARRIER RANGE</b>		
Wheeled [metric ton]	20-30	20-30
Tracked [metric ton]	25-30	25-30
<b>HYDRAULIC SYSTEM</b>		
Maximum operating pressure [Mpa/PSI]	28 / 4061	28 / 4061
Recommended pump capacity [l/min., gal/min.]	320–380	320–380
<b>CONTROL AND MEASURING SYSTEM</b>		
	<b>TimberRite H-16*</b>	<b>TimberRite H-16*</b>
<b>OPTIONAL EQUIPMENT</b>		
Color marking	Yes	Yes
Stump treatment	Yes	Yes
Multi-tree-harvesting (MTH)	No	No
HD tilt frame option	No	Yes
Debarking feed rollers	Yes	Yes
Steel thumbnail feed rollers	Yes	Yes
Steel ribbed feed rollers	Yes	Yes
Rubber wheel option	No	No
Chain and saw-bar kits	Yes	Yes
Hydraulic hose kit	Yes	Yes
Top saw	Yes	Yes
Processing upper delimb arms	Yes	Yes
Saw chain greasing lubrication	Yes	Yes
Find end sensor	Yes	Yes





FORESTRY EQUIPMENT

[www.Waratah.com](http://www.Waratah.com)